


FP Foresight UK Infrastructure Income Fund Factsheet

30 April 2026



The Fund predominantly invests in UK infrastructure companies that own or operate critical infrastructure assets which ensure the smooth functioning of economies. The Manager takes an active approach to investing in infrastructure companies with high quality, predictable and inflation linked cash flows from strong counterparties.

5.00%

Monthly Performance

29.97%

Total Return Since Inception*

£164.64m

Fund Size at 30/04/2026

6.34%

12-Month Trailing Dividend

Past performance is not a reliable indicator of future results. Target yield is not guaranteed. *The Fund's inception date is 4 December 2017.

Fund Details

Fund name	FP Foresight UK Infrastructure Income Fund
Regulatory Status	FCA Authorised UK UCITS OEIC
ISIN	Acc: GB00BFOVS922 Inc: GB00BFOVS815
Bloomberg Ticker	Acc: FPUKIAA LN Inc: FPUKIAI LN
IA Sector	Infrastructure
Inception Date	4 December 2017
Fund Size	£164.64m
Number of Holdings	26
Weighted Average Market Cap	£11.07bn
12 Month Trailing Yield	6.34%
Share Classes	Class A GBP: Accumulation and Income Units
Annual Management Charge (AMC)	0.65%
Ongoing Charges (OCF)*	0.65%
Dividends Paid	End of January, April, July, October
Liquidity	Daily Dealing
Authorised Corporate Director	FundRock Partners Limited
Investment Manager	Foresight Group LLP

Objective and Philosophy

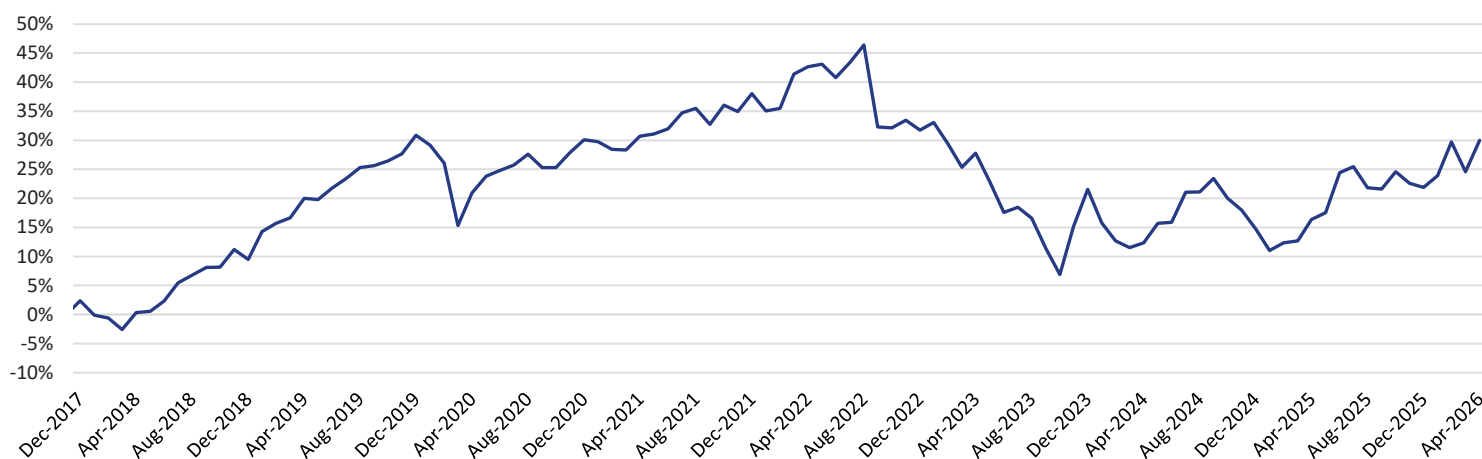
- To generate income and preserve capital with potential for capital growth over an investment term of 5 years by investing in companies that have both infrastructure characteristics and provide environmental and/or social benefits.
- For these purposes, positive environmental and social benefits include increasing low-carbon energy capacity, generating low-carbon energy, or providing assets that facilitate essential services including transport, healthcare, education, and digital connectivity.
- These environmental and social benefits are provided by investing in companies which have a good 'footprint' (which is the environmental and social impact of their day-to-day operations) and a good 'handprint' (which is the scope of the individual company's goods and services to actively decarbonise an economic sector or provide a positive social outcome).

SDR label

- This Fund has a Sustainability Focus Label. For more information on the fund's sustainability characteristics and metrics see the [Consumer Facing Disclosure](#).

*The synthetic OCF calculation excludes all close ended vehicles. The difference between the AMC and OCF is due to synthetic expenses from money market funds. The Fund's operational expenses are capped and taken from the AMC.

Performance: FP Foresight UK Infrastructure Income Fund – A Acc GBP¹



Source: Bloomberg, April 2026.¹Gross performance period 04/12/2017 - 30/04/2026
Past Performance is not a reliable indicator of future results.

Cumulative Performance (Total Return %)						
1 Month	3 Month	6 Month	1 Year	3 Year	5 Year	Inception
5.00%	4.88%	4.49%	11.67%	1.72%	(0.57%)	29.97%

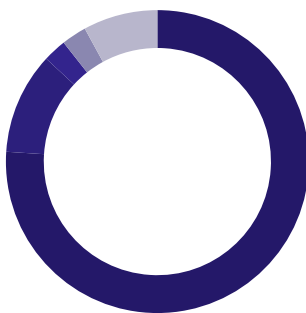
Discrete Calendar Year Performance (Total Return %)						
2026 YTD	2025	2024	2023	2022	2021	2020
6.65%	6.22%	(5.32%)	(7.73%)	(4.54%)	6.10%	(0.94%)

Dividend Per Share (GBX)						
2026 YTD	2025	2024	2023	2022	2021	2020
2.55p	5.23p	4.80p	5.16p	5.35p	5.54p	5.87p

Source: Bloomberg, Foresight Group, April 2026. Past performance is not a reliable indicator of future results.

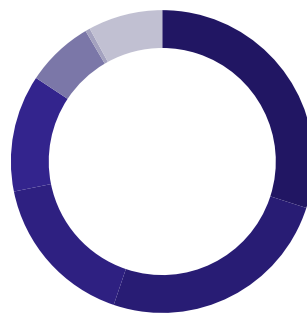
Portfolio, as at Month End:

Listing Location



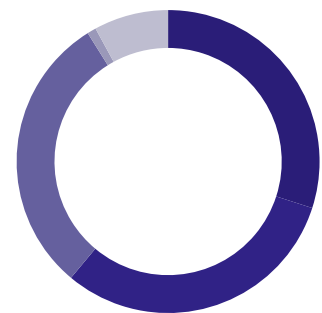
- United Kingdom: 76.04%
- United States: 10.85%
- Spain: 2.49%
- Canada: 2.67%
- Cash & Cash Equivalents: 7.95%

Sector Exposure



- Renewable Energy: 29.96%
- Diversified Infrastructure: 25.23%
- Utilities: 16.62%
- Digital Infrastructure: 12.49%
- Healthcare: 7.24%
- Energy & Power Infrastructure: 0.50%
- Cash & Cash Equivalents: 7.95%

Market Capitalisation



- Mega Cap (>£150bn): 0.00%
- Large Cap (£7.5bn - £150bn): 29.97%
- Mid Cap (£1.5bn - £7.5bn): 31.11%
- Small Cap (£200m - £1.5bn): 30.03%
- Micro Cap (<£200m): 0.95%
- Cash & Cash Equivalents: 7.95%

Source: Foresight Group, April 2026. Percentages on the charts may not add to 100% due to rounding.

Top 10 Holdings

Company	Weight
3i Infrastructure PLC	7.18%
National Grid PLC	6.04%
Severn Trent PLC	5.44%
SSE PLC	5.14%
Primary Health Properties PLC	5.11%
Sequoia Economic Infrastructur	4.73%
Foresight Environmental Infrastructureee	4.65%
Greencoat Renewables PLC	4.59%
Greencoat UK Wind PLC/Fundsp	4.21%
Cordiant Digital Infrastructure Ltd. EUR	4.20%

Lead Managers



Nick Scullion,
Partner, Co-Lead Manager

Nick joined Foresight Group in 2017, where he founded the Foresight Capital Management division. He has 15 years of capital markets and corporate finance experience in the UK and Netherlands, previously working at EY and Accenture.



Mayank Markanday
Managing Director, Co-Lead Manager

Mayank is a fund manager and is based out of the London office. Prior to Foresight, he spent 4 years at Liontrust as a Partner and the Head of Diversified Real Assets. Mayank has over 19 years of capital markets experience having previously worked at AXA IM Select and Russell Investments in Sydney and London.

About the Manager

Founded in 1984, Foresight is a leading investment manager in real assets and capital for growth, operating across UK, Europe, and Australia. With decades of experience, Foresight offers investors access to attractive investment opportunities at the forefront of change. Foresight actively builds and grows investment solutions to support the energy transition, decarbonise industry, enhance nature recovery and realise the economic potential of ambitious companies. A constituent of the FTSE 250 index, Foresight’s diversified investment strategies combine financial and operational skillsets to maximise asset value and provide attractive returns to its investors. Its wide range of private and public funds is complemented with a variety of investment solutions designed for the retail market.

The Foresight Capital Management ("FCM") team, established in 2017, offers investors access to renewable energy, infrastructure, real estate and sustainable equity through actively managed open-ended funds investing in listed securities. The team draws on the wider Group’s experience of investing in private markets through the other divisions and applies these skills and knowledge to investing in public markets. Foresight is united by a shared commitment to build a sustainable future and grow thriving companies and economies.

Risk and Reward Profile

Lower Risk Typically Lower Rewards				Higher Risk Typically Higher Rewards		
1	2	3	4	5	6	7

This indicator above is not a measure of the risk of capital loss, but an estimated measure of the Fund's price movement over time. It is based on historical data and thus may not be a reliable indication of the future risk profile of the Fund. The Fund appears as a '5' on the scale. This is because it invests in the infrastructure industry and the Fund's simulated and/or realised return has experienced high rises and falls historically.

For full details of the Fund's risks please see the FP Foresight OEIC Prospectus, which is available [here](#).

For further information about the Fund, contact:

Tom McNamara
Fund Sales – Foresight Capital Management
 tmcnamara@foresightgroup.eu
 +44 (0)20 3836 5523

Matt Morris
Fund Sales – Foresight Capital Management
 mmorris@foresightgroup.eu
 +44 (0)7792 842 316

Important Notice

The value of units in the FP Foresight UK Infrastructure Income Fund ("Fund") may increase or decrease and you may not get back the amount originally invested, for reasons including adverse market and foreign exchange rate movements. Portfolio holdings are subject to change without notice. Past performance is not a reliable guide to future results. Your capital is at risk. For full risks and investor rights, please see 26 February 2026 FP Foresight OEIC prospectus and Key Investor Information Document for more information. The document is issued by the Foresight Group LLP. Foresight Group LLP does not offer legal, tax, financial or investment advice. It is intended for information purposes only and does not constitute or form part of any offer or invitation to buy or sell any security including any shares of the Fund. The investment being promoted is for units in a fund, not directly in the underlying assets. The opportunity described in this document may not be suitable for all investors. It should not be relied upon to make an investment decision in relation to shares in the Fund or otherwise; any such investment decision should be made only on the basis of the Fund scheme documents and appropriate professional advice. The document does not constitute advice of any kind, investment research or a research recommendation, is in summary form and is subject to change without notice. The performance shown does not take account of any commissions and costs charged when subscribing to and redeeming shares. Foresight Group LLP has exercised reasonable care in preparing this document including using reliable sources and makes no representation or warranty relating to its accuracy, reliability or completeness or whether any future event may or may not occur. Any assumptions, estimates and opinions contained in this document constitute our judgment as of the date of the document and are subject to change without notice. Foresight Group LLP is the investment manager and is authorised and regulated by the Financial Conduct Authority with Firm Reference Number 198020 and has its registered office at The Shard, 32 London Bridge Street, London SE1 9SG. FundRock Partners Limited is the Authorised Corporate Director of the Fund and is authorised and regulated by the Financial Conduct Authority with Firm Reference Number 469278 and has its registered office at Hamilton Centre, Rodney Way, Chelmsford, England, CM1 3BY. The state of the origin of the Fund is England and Wales. We respect your privacy and are committed to protecting your personal data. If you would like to find out more about the measures, we take in processing your personal information, please refer to our privacy policy, which can be found at <http://www.foresightgroup.eu/privacy-cookies>.



Signatory of:

