

# FP Foresight Sustainable Future Themes Fund

31 March 2026



The Fund invests in a global portfolio of listed companies that address the core themes of sustainable development and decarbonisation. The Manager takes an active approach to investing in companies with structural tailwinds and maintains a quality investment style driven by in-house sector and sustainability expertise. The Fund seeks to achieve attractive risk adjusted returns ahead of global equities over the investment cycle.

(6.87%)

Monthly Performance

(1.24%)

Total Return Since Inception\*

£17.28m

Fund Size at 31/03/2026

1.24%

12-Month Trailing Dividend

Past performance is not a reliable indicator of future results. Target yield is not guaranteed. \*The Fund's Inception date is 28 March 2022.

## Fund Details

<b>Fund name</b>	FP Foresight Sustainable Future Themes Fund
<b>Regulatory Status</b>	FCA Authorised UK UCITS OEIC
<b>ISIN</b>	Acc: GB00BMYRR769 Inc: GB00BMYRR876
<b>Bloomberg Ticker</b>	Acc: FPRESAA LN Inc: FPRESAG LN
<b>IA Sector</b>	Global
<b>Inception Date</b>	28 March 2022
<b>Fund Size</b>	£17.28m
<b>Number of Holdings</b>	26
<b>Weighted Average Market Cap</b>	£34.62bn
<b>12 Month Trailing Yield</b>	1.24%
<b>Share Classes</b>	Class A GBP: Accumulation and Income Units
<b>Annual Management Charge (AMC)</b>	0.85%
<b>Ongoing Charges (OCF)*</b>	0.85%
<b>Dividends Paid</b>	End of January, April, July, October
<b>Liquidity</b>	Daily Dealing
<b>Authorised Corporate Director</b>	FundRock Partners Limited
<b>Investment Manager</b>	Foresight Group LLP

## Objective and Philosophy

To grow capital over a 5 year period by investing in companies which meet the manager's sustainability criteria for positive environmental and/or social impact.

Foresight Capital Management ("FCM") are sustainability-led investors and take a forward-looking approach to evaluate risk and return prospects.

Own companies that operate in industries with secular and supportive tailwinds, resulting in attractive options for the deployment of capital.

Own companies whose strengths and qualities enables them to generate sufficient cash flow to drive shareholder value through growth initiatives, dividends, or share buy backs.

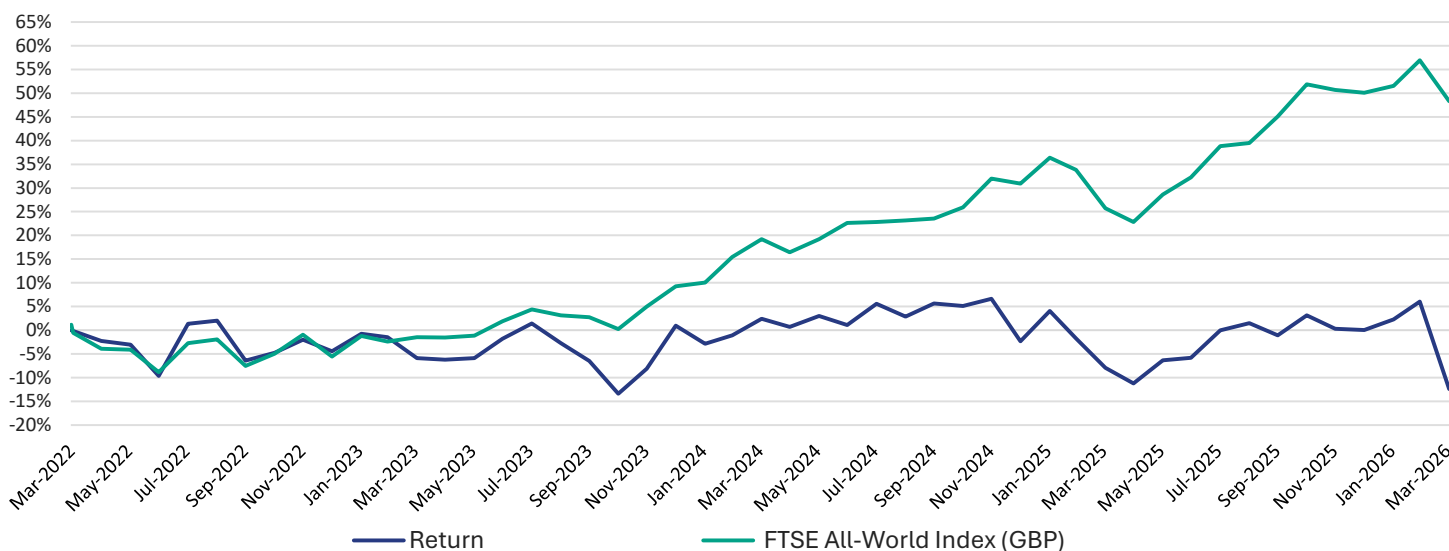
Own companies with management teams who are good stewards and allocators of capital, and which have a clear and understandable business strategy.

## SDR label

This Fund has a Sustainability Focus Label. For more information on the fund's sustainability characteristics and metrics see the [Consumer Facing Disclosure](#)

\*The synthetic OCF calculation excludes all close ended vehicles. The difference between the AMC and OCF is due to synthetic expenses from money market funds. The Fund's operational expenses are capped and taken from the AMC.

## Performance: FP Foresight Sustainable Future Themes Fund – A Acc GBP<sup>1</sup>



Cumulative Performance (Total Return %)						
1 Month	3 Month	6 Month	1 Year	3 Year	5 Year	Inception
(6.87%)	(1.26%)	(0.18%)	7.22%	4.62%	-	(1.24%)

Discrete Calendar Year Performance (Total Return %)						
2026 YTD	2025	2024	2023	2022	2021	2020
(1.26%)	2.41%	(2.84%)	5.62%	-	-	-

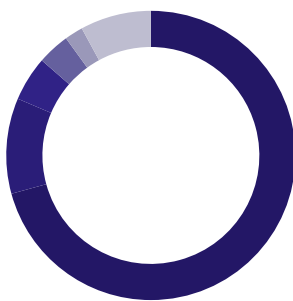
Dividend Per Share (GBX)						
2026 YTD	2025	2024	2023	2022	2021	2020
0.44p	1.07p	2.46p	4.49p	0.79p	-	-

Source: Bloomberg, Foresight Group, March 2026.

Past performance is not a reliable indicator of future results.

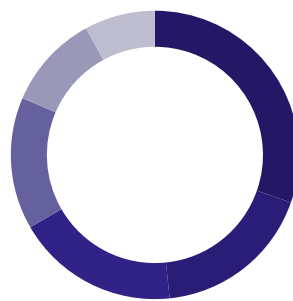
## Portfolio, as at Month End:

### Listing Location



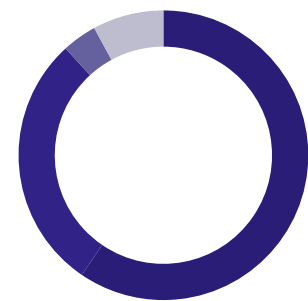
- United States: 70.73%
- Europe (ex UK)\*: 10.68%
- United Kingdom: 5.00%
- Canada: 3.61%
- Australia: 2.06%
- Cash & Cash Equivalents: 7.93%

### Future Theme



- Water, Waste & The Circular Economy: 30.35%
- Digital World: 18.02%
- Sustainable Food, Land & Forestry: 18.27%
- Health and Education: 14.79%
- Sustainable Energy: 10.64%
- Cash & Cash Equivalents: 7.93%

### Market Capitalisation



- Mega Cap (>£150bn): 0.00%
- Large Cap (£7.5bn - £150bn): 59.52%
- Mid Cap (£1.5bn - £7.5bn): 28.67%
- Small Cap (£200m - £1.5bn): 3.88%
- Micro Cap (<£200m): 0.00%
- Cash & Cash Equivalents: 7.93%

Source: Foresight Group, March 2026. Percentages on the charts may not add to 100% due to rounding.

## Top 10 Holdings

Company	Weight
Rayonier	5.95%
Equinix	5.81%
Johnson Controls	5.76%
Prysmian Group	5.64%
National Grid PLC	5.00%
Deere & Co	4.83%
Vertiv Holdings	4.71%
Trane Technologies	4.19%
Thermo Fisher Scientific Inc	4.10%
Xylem Inc	4.06%

Source: Foresight Group March 2026.

## Lead Managers



**Nick Scullion,**  
Partner, Co-Lead Manager

Nick joined Foresight Group in 2017, where he founded the Foresight Capital Management division. He has 15 years of capital markets and corporate finance experience in the UK and Netherlands, previously working at EY and Accenture.



**Eric Bright, CFA**  
Managing Director, Co-Lead Manager

Eric joined Foresight Group in 2019. He is a CFA Charterholder with 10+ years of experience managing funds and discretionary portfolios, previously working at Reyker Securities.

## About the Manager

Founded in 1984, Foresight is a leading investment manager in real assets and capital for growth, operating across UK, Europe, and Australia. With decades of experience, Foresight offers investors access to attractive investment opportunities at the forefront of change. Foresight actively builds and grows investment solutions to support the energy transition, decarbonise industry, enhance nature recovery and realise the economic potential of ambitious companies. A constituent of the FTSE 250 index, Foresight’s diversified investment strategies combine financial and operational skillsets to maximise asset value and provide attractive returns to its investors. Its wide range of private and public funds is complemented with a variety of investment solutions designed for the retail market.

The Foresight Capital Management ("FCM") team, established in 2017, offers investors access to renewable energy, infrastructure, real estate and sustainable equity through actively managed open-ended funds investing in listed securities. The team draws on the wider Group’s experience of investing in private markets through the other divisions and applies these skills and knowledge to investing in public markets. Foresight is united by a shared commitment to build a sustainable future and grow thriving companies and economies.

## Risk and Reward Profile

Lower Risk Typically Lower Rewards					Higher Risk Typically Higher Rewards	
<b>1</b>	<b>2</b>	<b>3</b>	<b>4</b>	<b>5</b>	<b>6</b>	<b>7</b>

This indicator above is not a measure of the risk of capital loss, but an estimated measure of the Fund's price movement over time. It is based on historical data, and thus may not be a reliable indication of the future risk profile of the Fund. The Fund appears as a '6' on the scale. This is because the Fund's simulated and/or realised return has experienced high rises and falls historically.

For full details of the Fund's risks please see the FP Foresight OEIC Prospectus, which is available [here](#).

## For further information about the Fund, contact:

**Tom McNamara**  
**Fund Sales – Foresight Capital Management**  
 tmcnamara@foresightgroup.eu  
 +44 (0)20 3836 5523

**Matt Morris**  
**Fund Sales – Foresight Capital Management**  
 mmorris@foresightgroup.eu  
 +44 (0)7792 842 316

## Important Notice

The value of units in the FP Foresight Sustainable Future Themes Fund ("Fund") may increase or decrease and you may not get back the amount originally invested, for reasons including adverse market and foreign exchange rate movements. Portfolio holdings are subject to change without notice. Past performance is not a reliable guide to future results. Your capital is at risk. For full risks and investor rights, please see 26 February 2026 FP Foresight OEIC prospectus and the 12 March 2025 Key Investor Information Document for more information. The document is issued by the Foresight Group LLP. Foresight Group LLP does not offer legal, tax, financial or investment advice. It is intended for information purposes only and does not constitute or form part of any offer or invitation to buy or sell any security including any shares of the Fund. The investment being promoted is for units in a fund, not directly in the underlying assets. The opportunity described in this document may not be suitable for all investors. It should not be relied upon to make an investment decision in relation to shares in the Fund or otherwise; any such investment decision should be made only on the basis of the Fund scheme documents and appropriate professional advice. The document does not constitute advice of any kind, investment research or a research recommendation, is in summary form and is subject to change without notice. The performance shown does not take account of any commissions and costs charged when subscribing to and redeeming shares. Foresight Group LLP has exercised reasonable care in preparing this document including using reliable sources and makes no representation or warranty relating to its accuracy, reliability or completeness or whether any future event may or may not occur. Any assumptions, estimates and opinions contained in this document constitute our judgment as of the date of the document and are subject to change without notice. Foresight Group LLP is the investment manager and is authorised and regulated by the Financial Conduct Authority with Firm Reference Number 198020 and has its registered office at The Shard, 32 London Bridge Street, London SE1 9SG. FundRock Partners Limited is the Authorised Corporate Director of the Fund and is authorised and regulated by the Financial Conduct Authority with Firm Reference Number 469278 and has its registered office at Hamilton Centre, Rodney Way, Chelmsford, England, CM1 3BY. The state of the origin of the Fund is England and Wales. We respect your privacy and are committed to protecting your personal data. If you would like to find out more about the measures, we take in processing your personal information, please refer to our privacy policy, which can be found at <https://foresight.group/legal/privacy-policy/>.



Signatory of:

