

# FP Foresight Global Real Infrastructure Fund Factsheet

30 January 2026



The Fund invests in developed market “real infrastructure” companies that own or operate critical infrastructure assets which ensure the smooth functioning of economies, and that provide a net social or environmental benefit. The Manager takes an active approach to investing in infrastructure companies with high quality, predictable and often inflation linked cash flows from strong counterparties. The Fund seeks to grow, over any 5-year period, by more than 3% per annum above the rate of UK inflation (as measured by the UK Consumer Prices Index).

1.91%

Monthly Performance

25.18%

Total Return Since Inception\*

£156.38m

Fund Size at 30/01/2026

3.75%

12-Month Trailing Dividend

Past performance is not a reliable indicator of future results. \*The Fund’s inception date is 3 June 2019.

## Fund Details

<b>Fund name</b>	FP Foresight Global Real Infrastructure Fund
<b>Regulatory Status</b>	FCA Authorised UK UCITS OEIC
<b>ISIN</b>	Acc: GB00BK0T9T82 Inc: GB00BK0TB032
<b>Bloomberg Ticker</b>	Acc: FPGRIAA LN Inc: FPGRIAI LN
<b>IA Sector</b>	Infrastructure
<b>Inception Date</b>	3 June 2019
<b>Fund Size</b>	£156.38m
<b>Number of Holdings</b>	35
<b>Weighted Average Market Cap</b>	£19.57bn
<b>12 Month Trailing Yield</b>	3.75%
<b>Share Classes</b>	Class A GBP: Accumulation and Income Units
<b>Annual Management Charge (AMC)</b>	0.85%
<b>Ongoing Charges (OCF)*</b>	0.85%
<b>Dividends Paid</b>	End of January, April, July, October
<b>Liquidity</b>	Daily Dealing
<b>Authorised Corporate Director</b>	FundRock Partners Limited
<b>Investment Manager</b>	Foresight Group LLP

## Objective and Philosophy

Foresight Capital Management (“FCM”) are sustainability-led investors and take a forward-looking approach to evaluate risk and return prospects.

To grow, over any 5 year period, by more than 3% above the rate of UK inflation (as measured by UK CPI).

Own companies that operate in industries with secular and supportive tailwinds, resulting in attractive options for the deployment of capital.

Own companies whose strengths and qualities enables them to generate sufficient cash flow to drive shareholder value through growth initiatives, dividends, or share buy backs.

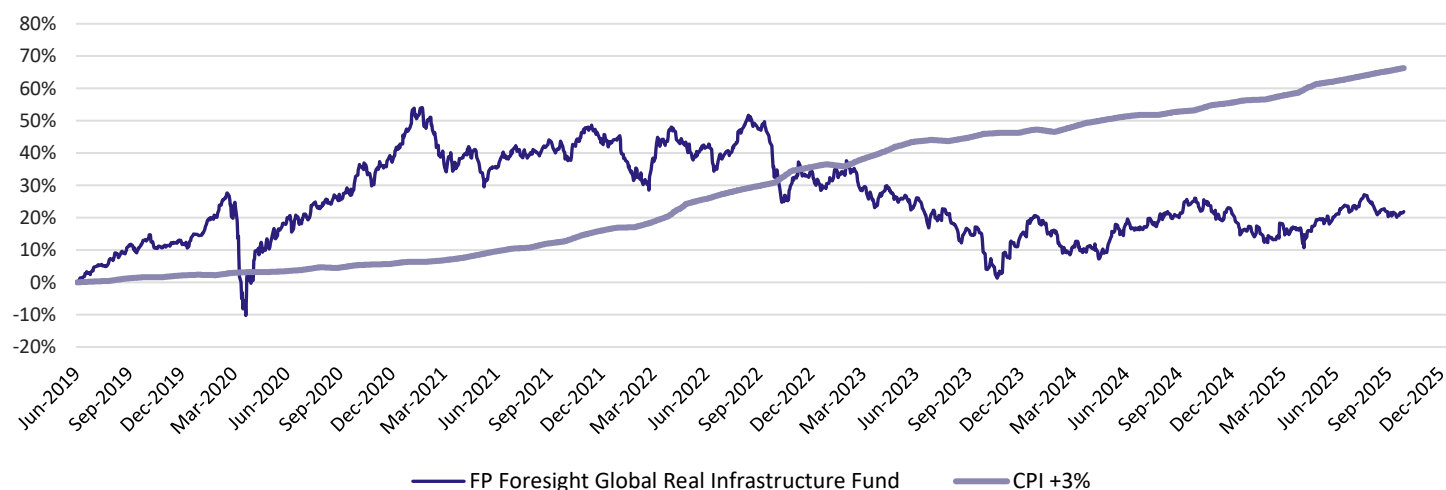
Own companies with management teams who are good stewards and allocators of capital, and which have a clear and understandable business strategy.

## SDR label

This Fund has a Sustainability Focus Label. For more information on the fund’s sustainability characteristics and metrics see the Consumer Facing Disclosure.

\*Following guidance issued by the Investment Association in November 2023, the synthetic OCF calculation excludes all close ended vehicles. The difference between the AMC and OCF is due to synthetic expenses from money market funds. The Fund’s operational expenses are capped and taken from the AMC.

## Performance: FP Foresight Global Real Infrastructure Fund – A Acc GBP<sup>1</sup>



Source: Bloomberg, January 2026. 1Gross Performance period 03/06/2019 – 30/01/2026

Past Performance is not a reliable indicator of future results.

Cumulative Performance (Total Return %)						
1 Month	3 Month	6 Month	1 Year	3 Year	5 Year	Inception
1.91%	(1.18%)	(0.22%)	10.34%	(5.94%)	(15.66%)	25.18%

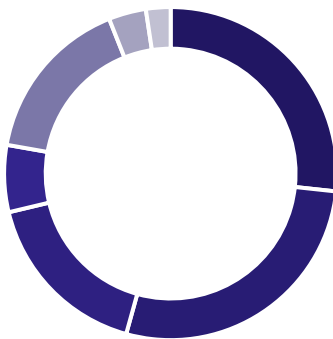
Discrete Calendar Year Performance (Total Return %)						
2026 YTD	2025	2024	2023	2022	2021	2020
1.91%	6.01%	(3.96%)	(7.59%)	(9.72%)	(1.51%)	27.90%

Dividend Per Share (GBX)						
2026 YTD	2025	2024	2023	2022	2021	2020
0.93p	3.80p	3.81p	4.13p	3.78p	3.82p	3.63p

Source: Bloomberg, Foresight Group, January 2026.  
Past performance is not a reliable indicator of future results.

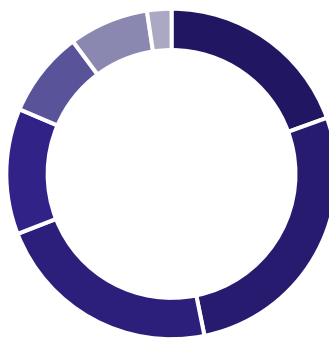
## Portfolio, as at Month End:

### Listing Location



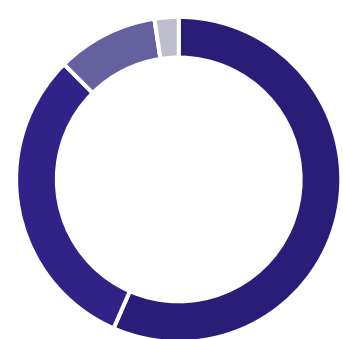
- United Kingdom: 26.71%
- United States: 27.59%
- Canada: 16.96%
- New Zealand: 6.50%
- Europe (ex UK)\*: 16.21%
- Australia: 3.63%
- Cash & Cash Equivalents: 2.39%

### Sector Exposure



- Utilities: 19.48%
- Digital Infrastructure: 27.32%
- Renewable Energy: 22.29%
- Diversified Infrastructure: 12.31%
- Healthcare: 8.42%
- Transport: 7.79%
- Cash & Cash Equivalents: 2.39%

### Market Capitalisation



- Mega Cap (>£150bn): 0.00%
- Large Cap (£7.5bn - £150bn): 56.56%
- Mid Cap (£1.5bn - £7.5bn): 30.98%
- Small Cap (£200m - £1.5bn): 10.07%
- Micro Cap (<£200m): 0.00%
- Cash & Cash Equivalents: 2.39%

Source: Foresight Group, January 2026. Percentages on the charts may not add to 100% due to rounding.

## Top 10 Holdings

Company	Weight
National Grid PLC	5.14%
Cellnex Telecom	5.04%
Equinix	5.00%
American Tower Corp	4.47%
Infratil Ltd	4.42%
Boralex Inc	4.06%
Clearway Energy	3.71%
Digital Realty Trust Inc	3.65%
Transurban Group	3.63%
Brookfield Renewable Partners LP	3.61%

Source: Foresight Group January 2026.

## Lead Managers



**Nick Scullion,**  
Partner, Co-Lead Manager

Nick joined Foresight Group in 2017, where he founded the Foresight Capital Management division. He has 15 years of capital markets and corporate finance experience in the UK and Netherlands, previously working at EY and Accenture.



**Eric Bright, CFA**  
Managing Director, Co-Lead Manager

Eric joined Foresight Group in 2019. He is a CFA Charterholder with 10+ years of experience managing funds and discretionary portfolios, previously working at Reyker Securities.

## About the Manager

Founded in 1984, Foresight is a leading investment manager in real assets and capital for growth, operating across UK, Europe, and Australia. With decades of experience, Foresight offers investors access to attractive investment opportunities at the forefront of change. Foresight actively builds and grows investment solutions to support the energy transition, decarbonise industry, enhance nature recovery and realise the economic potential of ambitious companies. A constituent of the FTSE 250 index, Foresight’s diversified investment strategies combine financial and operational skillsets to maximise asset value and provide attractive returns to its investors. Its wide range of private and public funds is complemented with a variety of investment solutions designed for the retail market.

The Foresight Capital Management ("FCM") team, established in 2017, offers investors access to renewable energy, infrastructure, real estate and sustainable equity through actively managed open-ended funds investing in listed securities. The team draws on the wider Group’s experience of investing in private markets through the other divisions and applies these skills and knowledge to investing in public markets. Foresight is united by a shared commitment to build a sustainable future and grow thriving companies and economies.

## Risk and Reward Profile

Lower Risk Typically Lower Rewards					Higher Risk Typically Higher Rewards	
1	2	3	4	5	6	7

This indicator above is not a measure of the risk of capital loss, but an estimated measure of the Fund's price movement over time. It is based on historical data and thus may not be a reliable indication of the future risk profile of the Fund. The Fund appears as a '6' on the scale. This is because it invests in the infrastructure industry and the Fund's simulated and/or realised return has experienced high rises and falls historically.

For full details of the Fund's risks please see the FP Foresight OEIC Prospectus, which is available [here](#).

## For further information about the Fund, contact:

**Nick Brown**  
**Fund Sales – Foresight Capital Management**  
 nbrown@foresightgroup.eu  
 +44 (0)20 3911 1323

**Matt Morris**  
**Fund Sales – Foresight Capital Management**  
 mmorris@foresightgroup.eu  
 +44 (0)7792 842 316

## Important Notice

The value of units in FP Foresight Global Real Infrastructure Fund ("Fund") may increase or decrease and you may not get back the amount originally invested, for reasons including adverse market and foreign exchange rate movements. Portfolio holdings are subject to change without notice. Past performance is not a reliable guide to future results. Your capital is at risk. For full risks and investor rights, please see 30 January 2026 FP Foresight OEIC prospectus and the 12 March 2025 Key Investor Information Document for more information. The document is issued by the Foresight Group LLP. Foresight Group LLP does not offer legal, tax, financial or investment advice. It is intended for information purposes only and does not constitute or form part of any offer or invitation to buy or sell any security including any shares of the Fund. The investment being promoted is for units in a fund, not directly in the underlying assets. The opportunity described in this document may not be suitable for all investors. It should not be relied upon to make an investment decision in relation to shares in the Fund or otherwise; any such investment decision should be made only on the basis of the Fund scheme documents and appropriate professional advice. The document does not constitute advice of any kind, investment research or a research recommendation, is in summary form and is subject to change without notice. The performance shown does not take account of any commissions and costs charged when subscribing to and redeeming shares. Foresight Group LLP has exercised reasonable care in preparing this document including using reliable sources and makes no representation or warranty relating to its accuracy, reliability or completeness or whether any future event may or may not occur. Any assumptions, estimates and opinions contained in this document constitute our judgment as of the date of the document and are subject to change without notice. Foresight Group LLP is the investment manager and is authorised and regulated by the Financial Conduct Authority with Firm Reference Number 198020 and has its registered office at The Shard, 32 London Bridge Street, London SE1 9SG. FundRock Partners Limited is the Authorised Corporate Director of the Fund and is authorised and regulated by the Financial Conduct Authority with Firm Reference Number 469278 and has its registered office at Hamilton Centre, Rodney Way, Chelmsford, England, CM1 3BY. The state of the origin of the Fund is England and Wales. We respect your privacy and are committed to protecting your personal data. If you would like to find out more about the measures, we take in processing your personal information, please refer to our privacy policy, which can be found at <http://www.foresightgroup.eu/privacy-cookies>.



Signatory of:

