

WHEB Sustainable Impact Fund Factsheet

31 January 2026



WHEB is part of Foresight Group

Fund Objective and Investment Process

The investment objective of the Fund is to achieve capital growth over five years, investing globally in the shares of companies that provide solutions to sustainability challenges and falling within certain sustainable investment themes. The Fund focuses on the opportunities created by the transition to healthy, zero carbon and sustainable economies. The investment team selects high-quality companies from nine broad themes with strong growth characteristics to create a globally diversified portfolio. We develop long-term relationships with company managements to promote the best environmental, social and economic outcomes.

General Fund Information

Launch date: 4 December 2020
Launch price: \$100.00
Fund type: UCITS, ICAV
Daily dealing valuation point: 12pm T-1 (Dublin)
Valuation point: 5pm T (Dublin)
SFDR classification¹: Article 9
Minimum investment: \$100

Indicative Characteristics

Holdings: 40-60
Expected tracking error range (ex post 5 year): 4-8%
Average holding period: 4-7 years

Actual Characteristics

Fund size: \$20m
Holdings: 41
Holding period²: see footnote 2
Tracking Error³: 7.19
Active Share vs Benchmark⁴: 97.73%

The Impact Investment Team


The impact investment team is one of the most experienced in the sector with a leading edge in the analysis and integration of positive impact and environmental, social and governance factors into stock selection and financial performance.



Ted Franks, CA, CFA
MD, Fund Manager



Ty Lee, CFA
Associate Director,
Investments




Claire Jervis, CFA
Associate Director,
Investments




Seb Beloe, MSc DIC, CEnv
MD, Head of Impact
Research




Ben Kluitinger, PhD, CFA
Senior Manager,
Investments



Katie Woodhouse, CFA
Investment Manager



Chloe Tang, CFA
Investment Associate



Rachael Monteiro, MSc DIC
Stewardship & Climate
Manager

Significant Portfolio Changes

Stock name	Purchase or sale	Theme	Brief description of purchase or sale rationale
None			

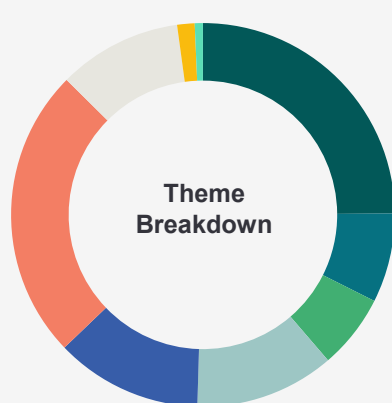
Top 10 Holdings as of 31 January 2026

Stock name	Theme	Description	Holding
Globus Medical	Health	Globus Medical is a best-in-class spinal medical technology company headquartered in Pennsylvania, US. It has a large portfolio of solutions to promote healing in patients with musculoskeletal disorders	4.97%
Infineon Technologies	Sustainable Transport	Manufacturer of semiconductors and related systems. Products are key enablers of several important end markets, including electric and hybrid road vehicles, renewable power generation such as wind turbines, and efficient power management in industrial systems	4.60%
Keyence	Resource Efficiency	Manufacturer of sensors and measuring instruments for factory automation, which help to achieve efficiency, energy savings, reduced wastage, and quality management	3.92%
AstraZeneca	Health	High-quality pharma company with strong portfolio of commercial products that lead to better overall health outcomes for patients suffering from life-threatening or debilitating illness. Products target areas of high unmet need, particularly in the oncology and rare disease portfolios	3.88%
TE Connectivity	Sustainable Transport	Leader in the connectors and sensors industry. Its electronic components, network solutions and wireless systems help to improve safety, as well as fuel and energy efficiency, in automotive and other markets	3.83%
Steris	Safety	A provider of sterilisation and anti microbial treatment services to hospitals, medical device manufacturers, pharmaceutical and biotechnology businesses as well as for food safety and industrial markets.	3.81%
Thermo Fisher	Health	A leading provider of analytical instruments, equipment, software and services for research and diagnostics in healthcare industries	3.79%
Ecolab	Water Management	Global provider of hygiene products (e.g. detergent) to restaurants, hotels and hospitals. Products need much less water to be effective	3.70%
Xylem	Water Management	Global leader in 3D design and engineering software and services. Its tools are a critical component in the design and operation of more resource-efficient products and buildings, and can deliver significant resource savings due to their impressive capabilities and critical position in the design process	3.62%
Bureau Veritas	Safety	World leader in Testing, Inspection and Certification (TIC) services that help ensure compliance with standards and regulations covering quality, health & safety, environmental protection and social responsibility	3.51%

Alignment with UN SDGs



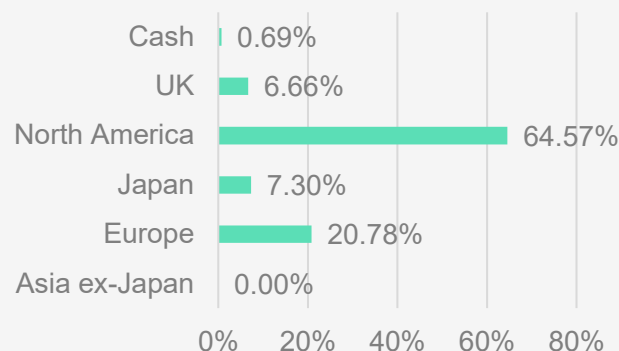
Portfolio Analysis as at 31 January 2026⁵



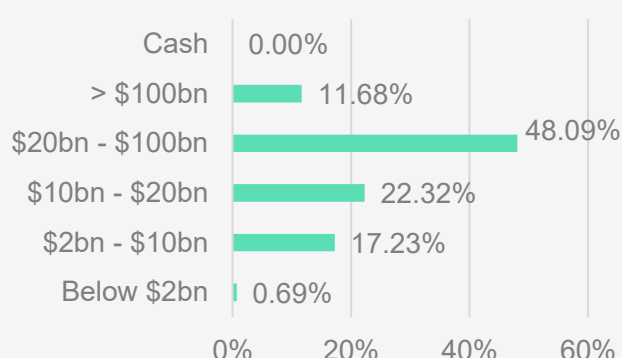
Theme Allocation

Resource Efficiency	24.88%
Cleaner Energy	7.53%
Environmental Services	6.29%
Sustainable Transport	11.77%
Water Management	12.37%
Health	24.58%
Safety	10.43%
Wellbeing	0.00%
Education	1.47%
Cash	0.68%

Geographic Allocation



Market Capitalisation Allocation



Biggest Movers over the month in local currency – Top 3 and Bottom 3 Performers

Stock name	Performance in month ⁶	What Happened
Vestas	+13.22%	The company painted a bullish picture in a fireside chat with a broker in early December regarding growth and margin outlook and followed this up with a steady flow of orders during 4Q which point to an above expectation order intake for the last quarter of the year.
Synopsys	+12.37%	Synopsys outperformed following solid Q4 results and guidance for 2026 which was taken positively by the market.
Smurfit Westrock	+8.35%	Shares outperformed after a broker upgrade and multiple re-iterated buy ratings from sell-side analysts.
Agilent	-11.36%	Shares underperformed as investors reacted to trimmed near-term earnings expectations and lingering concerns around demand in certain end markets.
Trane Technologies	-7.44%	Share price weakness reflected prolonged channel destocking into 2026 and investor caution around the company's acquisition announcement amid a broader industrial sector risk-off tone.
Arcadis	-6.77%	Arcadis underperformed due to concerns around near-term growth momentum, which weighed on investor sentiment.

Comparative Performance (Figures are historic and past performance does not predict future returns).

Cumulative Performance	5 years	3 years	12 months	Year to date	3 months	1 month
WHEB Sustainable Impact Fund (C USD) 1.03% OCF	NA	8.89%	7.09%	11.57%	2.78%	2.51%
Equities ⁷	83.17%	69.85%	19.58%	23.80%	3.36%	3.36%
Bonds ⁸	-3.81%	9.59%	7.18%	-0.28%	0.24%	-0.28%
Cash ⁹	18.42%	11.04%	3.67%	3.98%	0.92%	0.30%

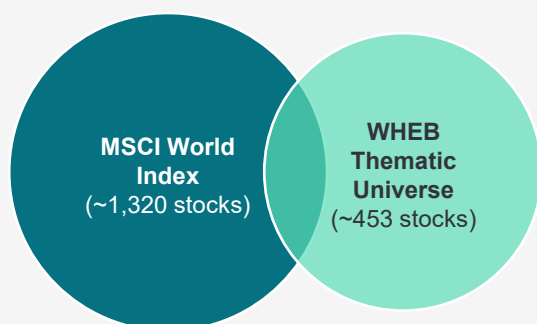
Reference Portfolio Performance¹⁰ (Figures are historic and past performance does not predict future returns).

Cumulative Performance	5 years	3 years	12 months	Year to date	3 months	1 month
Reference Portfolio USD: Net 1.03% OCF	0.29%	12.03%	8.88%	13.45%	5.02%	2.73%

Discrete Performance	Dec 2024– Dec 2025	Dec 2023– Dec 2024	Dec 2022– Dec 2023	Dec 2021 – Dec 2022	Dec 2020 – Dec 2021
Reference Portfolio USD: Net 1.03% OCF	8.88%	2.35%	0.53%	-7.47%	-3.26%
Equities	19.58%	21.40%	16.99%	-7.45%	16.53%
Bonds	7.18%	0.89%	1.35%	-8.37%	-4.21%
Cash	3.67%	4.39%	5.32%	4.31%	0.05%

Performance data correct as at 31 January 2026

The value of units in WHEB Sustainable Impact Fund ("Fund") may increase or decrease and you may not get back the amount originally invested, for reasons including adverse market and foreign exchange rate movements. WHEB performance is taken after expenses and fees - see footnote 7.



Overlap: ~202 stocks;
15.5% (as at 31 January 2026) of MSCI World Index

Theme Overlap

The thematic focus of the WHEB strategy means that our investable universe overlaps with the benchmark by around 15%. This leads to significant structural biases in the fund's exposure, which may make comparison to the benchmark complex. These style biases towards growth, quality and mid-cap are all derived from the strategy's focus on solutions to sustainability challenges. It means that we tend to be absent from significant sectors of traditional indices, such as financials and energy, and have significant overweights in other parts of the market, such as health and industrials.

Share Classes and Fund Information¹¹

Shareclass	Currency	Price	Ongoing Charges & Fees	ISIN
A Accumulation	USD	96.26	1.68%	IE00BMBQDM35
A Accumulation	EUR	95.94	1.68%	IE00BMBQDN42
A Accumulation	CHF	79.80	1.68%	IE00BMBQDP65
B Accumulation ¹²	USD	105.50	0.55%	IE00004H2LP9
B Accumulation ¹³	GBP	98.61	0.55%	IE000AYBRVT6
C Accumulation	USD	100.81	1.03%	IE00BMBQDQ72
C Accumulation	EUR	104.45	1.03%	IE00BMBQDR89
C Accumulation	CHF	89.75	1.03%	IE00BMBQDS96
C Accumulation	GBP	100.94	1.03%	IE00BMBQDT04

Key Dates*

Annual report 31 December
Interim report 30 June

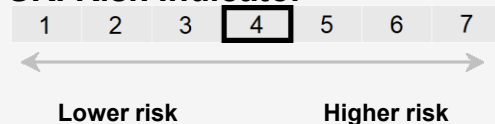
Management Company

FundRock Management Company S.A.

Fund Administrator:

Société Générale Securities Services
SGSS (Ireland) Limited

SRI Risk Indicator



The risk indicator assumes you keep the product for 5 years. The actual risk can vary significantly if you cash in at an early stage and you may get back less.



We have classified the product as 4 out of 7, which is a medium risk class.

This indicator is based on historical data and may not be a reliable indication of the future risk profile of the Fund. • The risk category shown is not guaranteed to remain unchanged and may shift over time. • The lowest category does not mean 'risk free'. • The Fund appears as a "4" on the scale. This is because it invests in the shares of companies, whose values tend to vary more widely. The indicator does not take account of the following risks of investing in the Fund: • The Fund invests in shares and the value of these investments may go up and down. Investors may not get back the original amount invested. • The Fund will only invest in companies that provide solutions to sustainability challenges falling within certain sustainable investment themes ("Sustainable Investment Themes") which are at present: (1) cleaner energy, (2) environmental services, (3) resource efficiency, (4) sustainable transport, (5) water management, (6) education, (7) health, (8) safety and (9) well-being. This means that there will be a limited number of companies worldwide which fit these themes. This limitation may constrain growth in the Fund and the Fund may experience a higher level of volatility than funds which invest in the broader market universe. • A portion of the Fund's assets may be invested in smaller companies. This investment can involve more risk than investing in larger, more established companies. Shares in smaller companies are often not as easy to sell as shares in larger companies are. This can cause difficulty in buying, valuing and selling those shares. Also, reliable information for deciding their value or the risks may not be available. • Stock market prices, currencies and interest rates can move irrationally and can be affected unpredictably by diverse factors, including political and economic events. • There is a risk that third parties that the Fund enters into investment contracts with fail to meet their obligations and the Fund may suffer a loss.

The Summary Risk Indicator (SRI) is presented above in accordance with PRIIPs reporting requirements and differs from the Synthetic Risk and Reward Indicator (SRRI) methodology under the UCITS regime. Whilst both methods use a 7-step risk scale to assess risk for a fund, the calculation of the risk classification with the SRRI methodology is based on the volatility of the financial instrument (market risk); the SRI methodology additionally takes into account the credit rating of the issuer (credit risk). Both methodologies present 1 as an indicator of low risk, and 7 as a higher level of risk but with the potential for a higher rate of return.

Footnotes and important risk warnings

1. The Fund takes sustainability risk and ESG characteristics into account as part of its selection process. In that respect, the Fund seeks to make a positive impact on society or the environment through sustainable investment within the meaning of Article 9 of SFDR. For the assessment, we consider a range of measures relating to both financial and environmental, social and governance ("ESG") management and performance. Further information about the sustainability-related aspects of the Fund is available here <https://www.whebgroup.com/assets/files/uploads/sfdr-website-disclosure-december-2022-wsif.pdf>
2. The average holding period is calculated by WHEB in accordance with the requirements of the UCITS V directive and derived from fund turnover over the last 12 months as of the end of the reporting month. This calculation method can result in very long reported holding periods when most of the trading volume is explained by subscriptions and/or redemptions and can even result in a negative portfolio turnover figure when subscriptions and redemptions exceed purchases and sales. As of 31 January 2026, the UCITS holding period based on the UCITS methodology was 1,677 years. During periods when the resulting figure is negative or more than 50 years, we will report the outcome here within the footnotes and not on the front page of this factsheet to avoid the risk of presenting a confusing figure. Holding Period for 31 January 2026 is -13.56.
3. Tracking error refers to the 5-year ex-post volatility from the average of excess returns of the Reference Portfolio versus the MSCI World Index.
4. Active Share refers to the % overlap between the Fund and MSCI World Index weightings. Data as at 31 October 2025, source: Factset.
5. Data for Theme Breakdown, Geographic Allocation and Market Capitalisation allocation are provided by FactSet. Small differences in cash percentage figures may arise.
6. Top and bottom performers in local currency.
7. The MSCI World Index is quoted at month end with net dividends reinvested and without the deduction of any expenses (in contrast to the portfolio). Index data are provided by MSCI Barra via Bloomberg, calculated on an unhedged US Dollars. The MSCI World Index is unmanaged and cannot be invested in directly. MSCI returns may increase or decrease as a result of currency fluctuations.
8. The Bloomberg US Treasury 5-10 Yr Total Return Index is presented as a way of seeing how an investment in bonds may perform, source Bloomberg.
9. The US SOFR Secured Overnight Financing Rate is presented as a way of seeing how a deposit in a bank account could grow, source Bloomberg.
10. The Reference Portfolio is the FP WHEB Sustainability Impact C Acc Primary Share Class (USD) calculated net of fees on a midday-to-midday basis. This may mean there are discrepancies between the fund and the reference portfolio due to market movements after the midday cut-off. The share class was launched in October 2017. Prior to this date, the reference share class is the FP WHEB Sustainability Impact C Acc Primary Share Class (GBP) converted into USD.
11. Ongoing Charges and Fees reduced as of 1st January 2022.
12. The B USD Share Class is only available to investors who qualify as 'founder shareholders' within the overall portfolio developed by the Investment Manager, which the Fund forms part of.
13. The B GBP Share Class is only available to qualifying investors. To understand if you qualify, please contact the team below.

Contact us

Arnaud Gérard, CFA
Managing Director FundRock Distribution
T: +352 27 111 602 | M +35 269 199 2088
arnaud.gerard@fundrock.com

Akshit Gupta
European Sales Support
T: +352 691 106 258
akshit.gupta@fundrock.com

Footnotes and important risk warnings (cont)

Source: MSCI. The MSCI information may only be used for your internal use, may not be reproduced or redisseminated in any form and may not be used as a basis for or a component of any financial instruments or products or indices. None of the MSCI information is intended to constitute investment advice or a recommendation to make (or refrain from making) any kind of investment decision and may not be relied on as such. Historical data and analysis should not be taken as an indication or guarantee of any future performance analysis, forecast or prediction.

The MSCI information is provided on an “as is” basis and the user of this information assumes the entire risk of any use made of this information. MSCI, each of its affiliates and each other person involved in or related to compiling, computing or creating any MSCI information (collectively, the “MSCI Parties”) expressly disclaims all warranties (including, without limitation, any warranties of originality, accuracy, completeness, timeliness, non-infringement, merchantability and fitness for a particular purpose) with respect to this information. Without limiting any of the foregoing, in no event shall any MSCI Party have any liability for any direct, indirect, special, incidental, punitive, consequential (including, without limitation, lost profits) or any other damages. (www.msci.com)

Risks include: the value of units in WHEB Sustainable Impact Fund (“Fund”) may increase or decrease and you may not get back the amount originally invested, for reasons including adverse market and foreign exchange rate movements. **Past performance is not a reliable guide to future performance. Your capital is at risk.** The Fund invests in equities and is exposed to price fluctuations in the equity markets, and focuses on investments in mid-sized companies in certain sectors so its performance may not correlate closely with the MSCI World Index (the Fund’s benchmark). You should note that a KIID is available, together with a prospectus with further detailed information on the Fund. For full risks and investor rights, please see fund prospectus and supplement in English and the KIIDs in one of the official languages of each member state in which the Fund is registered, which are available free of charge at [Sustainable Impact Fund \(ICAV\)](#)

The arrangements for marketing may be terminated by either Foresight Group LLP or FundRock Management Company S.A. under the denotification process in the Cross-Border Distribution Directive

Contact us

Arnaud Gérard, CFA

Managing Director FundRock Distribution
T: +352 27 111 602 | M +35 269 199 2088
arnaud.gerard@fundrock.com
webgroup.com | foresight.group

Akshit Gupta

European Sales Support
T: +352 691 106 258
akshit.gupta@fundrock.com
Marketing Communication



Important Notice

This marketing document, its contents and any related communication (altogether, the "Presentation") is provided by Foresight Group LLP ("Foresight") and: (1) it is intended for information purposes only and does not constitute or form part of any offer or invitation to buy or sell any security including any shares in the WHEB Sustainable Impact Fund ("Shares" and "Fund" respectively), or any offer to perform investment management or other investment business; (2) should not be relied upon and should not form the basis of any investment decision in relation to Shares or otherwise; any such investment decision should be made only on the basis of authorised material provided to you, legal documents and the advice of your professional advisers; (3) is not and should not be treated as advice of any kind, investment research or a research recommendation; (4) any opinions expressed in this Presentation should not be relied upon as an indication of future performance of the Fund, Shares or any stock market, or of any guarantee of any return from the Fund or Shares; (5) is in summary form and may refer to and may be materially affected by future events, and may contain statements, estimates and projections of anticipated future performance which reflect various assumptions which may or may not be within the control of Foresight or be correct; (6) performance shown does not take account of any commissions and costs charged when subscribing to and redeeming shares; (7) Foresight has exercised all reasonable care in preparing this Presentation and it includes information from sources that we consider to be reliable, however no representation or warranty, express or implied, is made as to the accuracy, reliability or completeness of the Presentation or as to whether any future event may occur, by Foresight, its group companies and its or their directors, officers, employees, associates and agents ("Foresight Persons"); (8) is subject to change at any time and no Foresight Person is under any obligation to inform any person of any such change; (9) is only made available to recipients who may lawfully receive it in accordance with applicable laws, regulations and rules and binding guidance of regulatory bodies; (10) is only directed at professional investors; and (11) does not constitute an offer to sell or a solicitation of an offer to buy securities in the United States. To the fullest extent permitted by applicable law, regulation and rule of regulatory body, Foresight Persons shall have no liability for any loss in relation to the Presentation, however arising including without limitation direct, indirect, consequential or loss of profit.

The value of units and the income from them can fall as well as rise and you may not get back the amount originally invested. This can be as a result of market movements and also of variations in the exchange rates between currencies. Past performance does not predict future returns.

By opening, reading and not returning this Presentation you agree to and acknowledge the above.

Foresight Group LLP is the investment manager and is authorised and regulated by the Financial Conduct Authority with Firm Reference Number 198020 and has its registered office at The Shard, 32 London Bridge Street, London, SE1 9SG. The Manager of the Fund is FundRock Management Company S.A., authorised and regulated by the Luxembourg regulator to act as UCITS management company and has its registered office at Airport Center Building, 5, Heienhaff, L-1736 Senningerberg, Luxembourg.

FundRock Distribution S.A., a public limited company (société anonyme) incorporated under the laws of the Grand Duchy of Luxembourg, having its registered office at Airport Center Building, 5, Heienhaff, L-1736

Senningerberg, Luxembourg and registered with the Luxembourg Trade and Companies. Register under number B 253.257".

The state of the origin of the Fund is Ireland. The Representative in Switzerland is ACOLIN Fund Services AG, Maintower, Thurgauerstrasse 36/38, 8050 Zürich, whilst the Paying Agent is NPB Neue Privat Bank AG, Limmatquai 1/am Bellevue, CH-8024 Zurich. The basic documents of the Fund such as the Prospectus, the Key Investor Information Documents (KIIDs), the Articles of Association as well as the annual and semi-annual reports may be obtained free of charge at the office of the Swiss Representative.

The Fund is registered for distribution to professional investors in France, Italy and Singapore, and is registered for offering to retail and professional investors in Austria, Denmark, Germany, Luxembourg, the Netherlands, Norway, Spain, Sweden, Switzerland and the United Kingdom. This Factsheet is available in one of the official languages of each member state in which it is registered, at <https://www.whebgroup.com/investment-strategy/fund-options/wheb-sustainable-impact-fund/fact-sheets/>. The Fund is also available for professional investors in Belgium and Hong Kong. It is not available to investors domiciled in the United States. The Prospectus is available in English and sets out applicable shareholder rights, at <https://www.whebgroup.com/investment-strategy/fund-options/wheb-sustainable-impact-fund/>. FundRock Management Company S.A. may terminate the arrangements for marketing under the Cross-Border Distribution Directive notification process. Investors can obtain a summary of investors rights in English at <https://www.whebgroup.com/impact-investment-funds/sustainable-impact-fund-icav/additional-documents-wheb-sustainable-impact-fund-icav>

This is an advertising document.

Relating to data in this presentation sourced from MSCI: The MSCI information may only be used for your internal use, may not be reproduced or disseminated in any form and may not be used as a basis for or a component of any financial instruments or products or indices. None of the MSCI information is intended to constitute investment advice or a recommendation to make (or refrain from making) any kind of investment decision and may not be relied on as such. Historical data and analysis should not be taken as an indication or guarantee of any future performance analysis, forecast or prediction. The MSCI information is provided on an "as is" basis and the user of this information assumes the entire risk of any use made of this information. MSCI, each of its affiliates and each other person involved in or related to compiling, computing or creating any MSCI information (collectively, the "MSCI Parties") expressly disclaims all warranties (including, without limitation, any warranties of originality, accuracy, completeness, timeliness, non-infringement, merchantability and fitness for a particular purpose) with respect to this information. Without limiting any of the foregoing, in no event shall any MSCI Party have any liability for any direct, indirect, special, incidental, punitive, consequential (including, without limitation, lost profits) or any other damages. (www.msci.com)

Contact us

Arnaud Gérard, CFA

Managing Director FundRock Distribution
T: +352 27 111 602 | M +35 269 199 2088
arnaud.gerard@fundrock.com
whebgroup.com | foresight.group

Akshit Gupta

European Sales Support
T: +352 691 106 258
akshit.gupta@fundrock.com
Marketing Communication

